

Newsletter 08, outreach Issue 01 (as of Sept. 2011)

# Outreach

The Quarterly Newsletter for SRSO Outreach & Interventions

In order to realize its objective of poverty reduction, SRSO is working with government and other partner organizations to improve economic life and explore alternate livelihoods, promote cooperatives, improve water supply, increase agricultural yields, raise

right based awareness and facilitate spread of education and health facilities. For achieving this, SRSO socially mobilized rural people across **318** union councils encompassing the organization of **460,370** households into **26,641** Community Organizations which are federated in **6,025** Village Organizations as of September 2011.

Rs. **35.78** million (IGG) grant has been distributed as Income Generating Grants (IGG) in these organized households. Community Investment Fund (CIF) stood at Rs. **514.384** million as of September 2011. SRSO

Microcredit programme has reached to **122,455** beneficiaries disbursing Rs. **1,651** million under different products. Extending **32,549** community physical infrastructure (CPI) schemes created a new landmark in the history of SRSO. These schemes mainly include construction of houses and sanitation in 2010 flood affected areas. The total cost of CPI schemes initiated is Rs. **1,551** million. **162,687** community members are trained in different community management skill training and scholarships for vocational skill training. **176,412** community members have been enrolled in micro health insurance which provides family cover to **458,832** persons. Many other projects contributed in addressing community needs. SRSO Journey is continuing in fostering increased livelihood opportunities.

## INSIDE

SRSO operational Area	02
Cumulative summary of SRSO achievements as of September - 2011	03
Detail of SRSO achievements as of September- 2011	04-09
Summary of SRSO Flood Relief Operation as of June 2011	10
Highlights of Two Quarter	11



**Sindh Rural Support Organization**

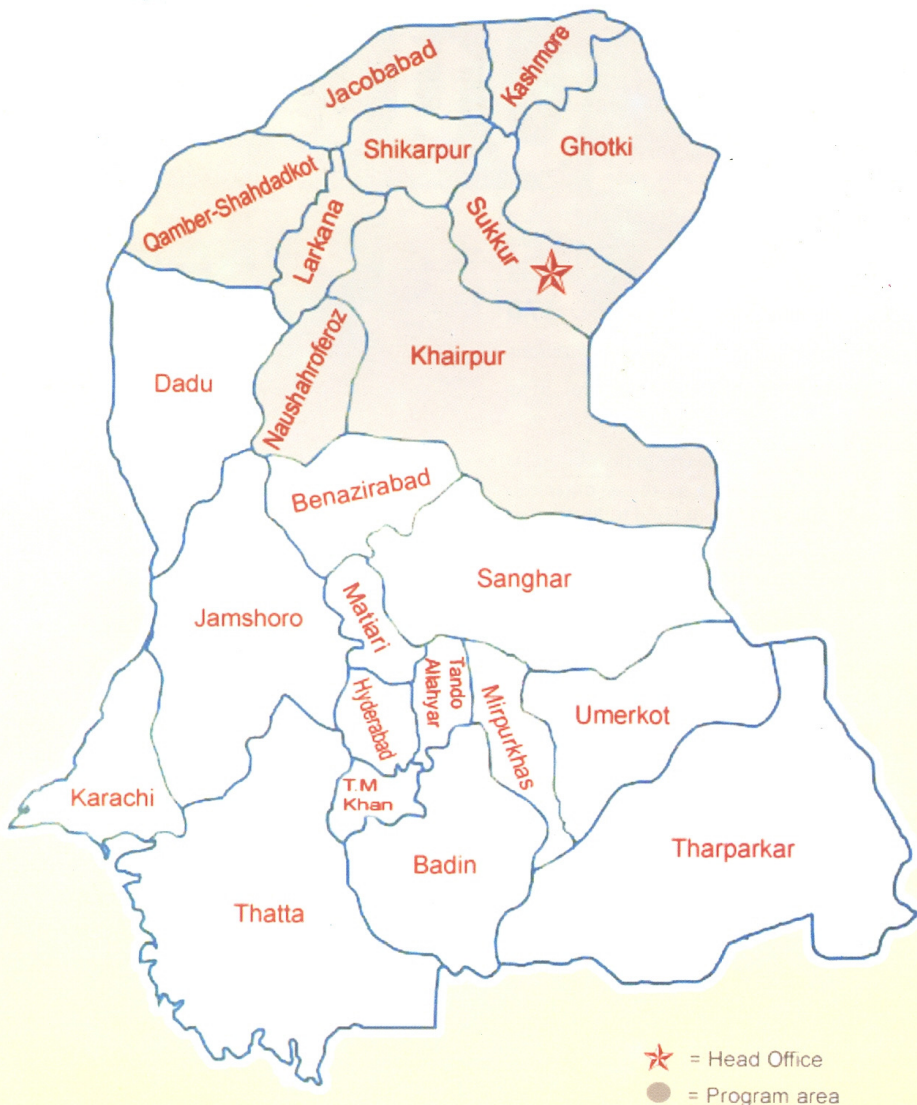
*Monitoring, Evaluation & Research Unit (MER-U)*  
**Sindh Rural Support Organization**

A-42 Sindhi Muslim Society Airport Road, Sukkur.

Ph#- 071-5633516 Fax #- 071 - 5631791

Web: [www.srso.org.pk](http://www.srso.org.pk) Feedback: [info@srso.org.pk](mailto:info@srso.org.pk)

# Sindh Rural Support Organization (SRSO) Operational Area

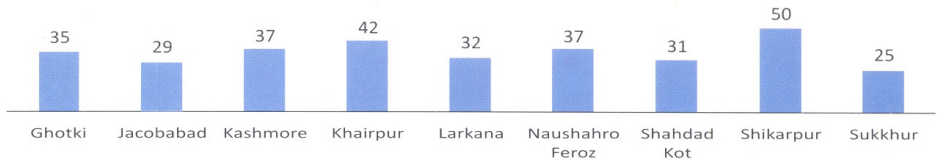


## SRSO Cumulative Progress as of September 2011

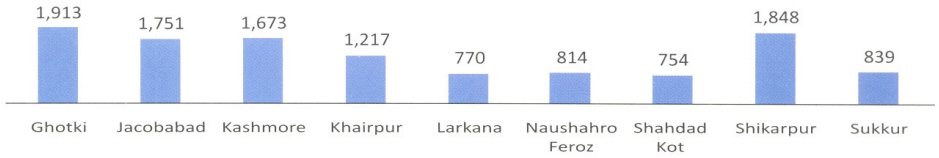
S.#	Key Performance Indicators	Achievement as of June 2011	Achievement as of September-2011	% increase during Qtr	
1	No. of Operational Districts	9	9		
2	No. of Union Councils with SRSO presence	314	318	1%	
3	No. of Talukas with SRSO presence	41	41	0%	
4	No. of villages with SRSO presence	11,117	11,579	4%	
5	No. of Household Organized	435,837	460,370	6%	
6	VO Formation	5,543	6,025	9%	
7	LSO Formation	3	13	100%	
8	CO- Formation	Women	22,316	24,368	9%
		Men	2,231	2,233	0%
		Mix	40	40	0%
		Total	24,587	26,641	8%
9	CO-Membership	Women	393,136	416,712	6%
		Men	37,110	37,133	0%
		Total	430,246	453,845	5%
10	Community Saving	Women	45,170,653	52,875,676	17%
		Men	6,803,469	6,803,469	0%
		Total	51,974,122	59,679,145	15%
11	Income Generating Grant (IGG) Amount Disbursed in million	26.855	35.783	33%	
12	No. of IGG Beneficiaries	2,931	3,812	30%	
13	Community Investment Fund (CIF) amount disbursed in Millions	418.762	514.384	23%	
14	No. of CIF Beneficiaries	49,091	59,985	22%	
15	Total amount of Microcredit disbursed (in Millions)	1,616	1,651	2%	
16	No. of Beneficiaries of Micro Credit Programme	119,934	122,455	2%	
17	No. of Community members trained	139,157	162,687	17%	
18	Community Members trained as TBAs	3,064	3,064	0%	
19	Micro Health Insurance (Clients)	169,663	176,412	4%	
20	Community Members Insured in Micro Health Insurance	444,306	458,832	3%	
21	No. of Community Physical Infrastructure (CPIs)	32,549	32,549	0%	
22	Total amount of CPIs in Millions	1,551	1,551	0%	
23	Total Beneficiary Households	204,086	204,086	0%	

\* The outreach figures include all core, projects and microcredit programme.

### District wise Union Council Coverage as of September 2011



### District wise Village Coverage as of September 2011



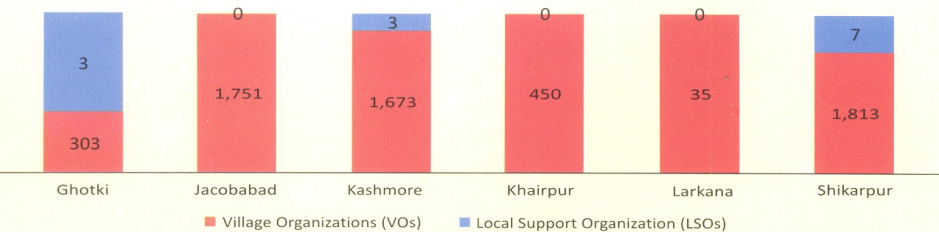
### District wise Household Coverage as of September 2011



### District wise break up of Community Organizations (Cos) Formation as of September 2011



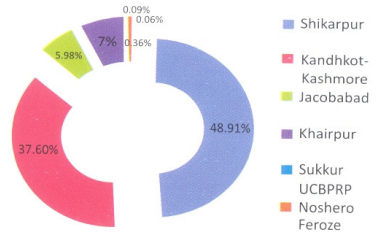
### District wise break up of Community Institutions formed at Village and Union Council Level as of September 2011



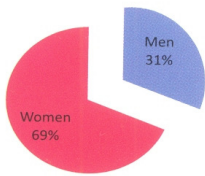
### District wise break up of Income Generating Grants (IGG) as of September 2011



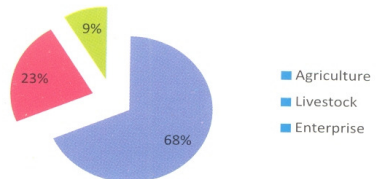
### District wise break up of Community Investment Fund (CIF) as of September 2011



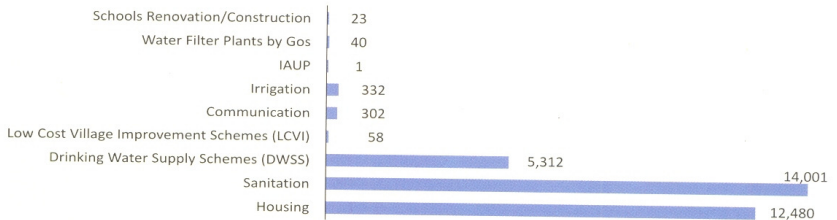
### Genderwise Microcredit Disbursement as of September 2011



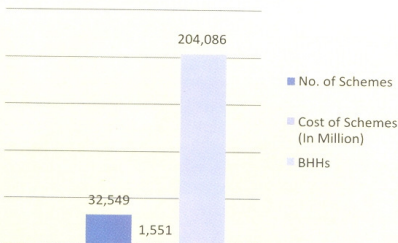
### Sector wise Microcredity Disbursement as of September 2011



### Type wisebreak up of CPI schemes as of September 2011



### Summary of CPIs as of September 2011



### Summary of Staff and Community Members Trained as of September 2011



### Union Council Coverage

Sr.#	District	Total No. of UCs in the District	# of SRSO intervened UCs as of June, 2011	# of SRSO intervened UCs as of Sept, 2011	% increase during Qtr	% of total UC coverage as of Sept 2011
1	Ghotki	40	35	35	0	88%
2	Jacobabad	40	27	29	7%	73%
3	Kashmore	37	37	37	0%	100%
4	Khairpur	76	42	42	0%	55%
5	Larkana	44	32	32	0%	73%
6	Naushahro Feroz	51	35	37	6%	73%
7	Shahdad Kot	40	31	31	0%	78%
8	Shikarpur	50	50	50	0%	100%
9	Sukkur	46	25	25	0%	54%
<b>TOTAL</b>		<b>424</b>	<b>314</b>	<b>318</b>	<b>1%</b>	<b>75%</b>

### Village Coverage

Sr.#	District	Total No. Of villages in SRSO UCs	Total No. Of SRSO Intervened Villages as of June,2011	# of SRSO intervened village as of Sept, 2011	% increase during Qtr	% of Village coverage
1	Ghotki	2,464	1,905	1,913	0%	78%
2	Jacobabad	3,110	1,297	1,751	35%	56%
3	Kashmore	1,786	1,673	1,673	0%	94%
4	Khairpur	3,254	1,217	1,217	0%	37%
5	Larkana	1,590	770	770	0%	48%
6	Naushahro Feroz	2,192	814	814	0%	37%
7	Shahdad Kot	1,561	754	754	0%	48%
8	Shikarpur	2,414	1,848	1,848	0%	77%
9	Sukkur	1,664	839	839	0%	50%
<b>TOTAL</b>		<b>20,035</b>	<b>11,117</b>	<b>11,579</b>	<b>4%</b>	<b>58%</b>

### Household Coverage

Sr.#	District	Total No. of HHs in SRSO Districts	Total No. Of Organized HHs as of June 2011	# of HHs Organized as of Sept, 2011	% increase during Qtr	% of Household coverage
1	Ghotki	159,314	71,795	74,096	3%	47%
2	Jacobabad	191,633	57,753	76,533	33%	40%
3	Kashmore	170,421	80,345	80,345	0%	47%
4	Khairpur	305,137	52,354	53,259	2%	17%
5	Larkana	217,208	22,687	22,687	0%	10%
6	Naushahro Feroz	219,772	15,602	15,984	2%	7%
7	Shahdad Kot	211,612	17,349	17,349	0%	8%
8	Shikarpur	210,530	102,306	102,306	0%	49%
9	Sukkur	183,500	15,646	17,811	14%	10%
<b>TOTAL</b>		<b>1,869,127</b>	<b>435,837</b>	<b>460,370</b>	<b>6%</b>	<b>25%</b>

**Community Institutions at Grassroots Level**

Sr.#	District	Total Number of Community Organizations (Male + Female Mix) as of June 11	Total Number of Community Organizations (Male + Female Mix) as of Sept 11	% increase during Qtr
1	Ghotki	3,777	3,909	3%
2	Jacobabad	3,479	4,601	32%
3	Kashmore	4,710	4,710	0%
4	Khairpur	2,512	2,713	8%
5	Larkana	1,550	1,764	14%
6	Naushahro Feroz	784	784	0%
7	Shahdad Kot	996	1,196	20%
8	Shikarpur	5,846	5,846	0%
9	Sukkur	933	1,118	20%
<b>TOTAL</b>		<b>24,587</b>	<b>26,641</b>	<b>8%</b>

**Community Institutions at Village and Union Council Level**

Sr.#	District	Total No. of Village Organizations formed as of June,2011	Total No. of Village Organizations formed as of Sept,2011	% increase during Qtr	Total No. of LSOs Formed as of June,2011	Total No. of LSOs Formed as of Sept,2011	% increase during Qtr
1	Ghotki	281	303	8%	3	3	0%
2	Jacobabad	1,297	1,751	35%	0	0	0%
3	Kashmore	1,673	1,673	0%	0	3	100%
4	Khairpur	447	450	1%	0	0	0%
5	Larkana	35	35	0%	0	0	0%
6	Naushahro Feroz	0	0	0%	0	0	0%
7	Shahdad Kot	0	0	0%	0	0	0%
8	Shikarpur	1,810	1,813	0%	0	7	100%
9	Sukkur	0	0	0%	0	0	0%
<b>TOTAL</b>		<b>5,543</b>	<b>6,025</b>	<b>9%</b>	<b>3</b>	<b>13</b>	<b>100%</b>

**Income Generating Grants (IGG)**

S.no	Districts	Amount disbursed as of June 2011	Amount disbursed as of Sept 2011	% increase during Qtr
1	Shikarpur	15,466,738	18,414,238	19%
	Women Beneficiaries	1,689	2,007	19%
2	Kandhkot - Kashmore	11,190,262	12,676,262	13%
	Women Beneficiaries	1,222	1,374	12%
3	Jacobabad	198,000	4,692,500	100%
	Women Beneficiaries	20	431	100%
4	<b>Total IGG Disbursed (In Rs.)</b>	<b>26,855,000</b>	<b>35,783,000</b>	<b>33%</b>
	<b>Women Beneficiaries</b>	<b>2,931</b>	<b>3,812</b>	<b>30%</b>

### Community Investment Fund (CIF)

S.no	Districts	Amount disbursed as of June 2011	Amount disbursed as of Sept 2011	% increase during Qtr
1	Shikarpur	212,912,675	251,574,175	18%
	Women Beneficiaries	24,865	29,155	17%
2	Kandhkot - Kashmore	167,051,884	193,426,884	16%
	Women Beneficiaries	19,494	22,275	14%
3	Jacobabad	3,491,000	30,759,000	100%
	Women Beneficiaries	382	3,871	100%
4	Khairpur	32,689,000	36,006,000	10%
	Women Beneficiaries	3826	4160	9%
5	Sukkur UCPRP	438,000	438,000	0%
	Women Beneficiaries	88	88	0%
6	Noshero Feroze	1,850,000	1,850,000	0%
	Women Beneficiaries	370	370	0%
7	Shahdadkot	330,000	330,000	0%
	Women Beneficiaries	66	66	0%
<b>8</b>	<b>Total CIF Disbursed (In Rs.)</b>	<b>418,762,559</b>	<b>514,384,059</b>	<b>23%</b>
	<b>Women Beneficiaries</b>	<b>49,091</b>	<b>59,985</b>	<b>22%</b>

### Rural Credit & Enterprise Development (RCED)

S.no	Districts	Amount disbursed as of June 2011	Amount disbursed during Qtr Jul-Sept 2011	Amount disbursed as of Sept 2011	% increase during Qtr
1	Total Amount of Micro Credit Disbursement	1,616,747,573	34,997,000	1,651,744,573	2%
	Men	514,061,600	5,325,000	519,386,600	1%
	Women	1,102,685,973	29,672,000	1,132,357,973	3%
2	No. of Loans	119,934	2,521	122,455	2%
	Male	38,364	256	38,620	1%
	Female	81,570	2,265	83,835	3%
3	Sectoral Disbursement	1,616,747,573	34,997,000	1,651,744,573	2%
	Agriculture	1,117,043,551	12,163,000	1,129,206,551	1%
	Livestock	380,176,022	-	380,176,022	0%
	Enterprise	119,528,000	22,834,000	142,362,000	19%

**Achievement as of September 2011**

S.#	Community Physical Infrastructure (CPIs)	No. of Schemes	Cost of Schemes (in Million)	BHHs
	<b>Total Number of CPI Schemes</b>	<b>32,549</b>	<b>1551.33</b>	<b>204,086</b>
1	Housing	12,480	876.49	12,480
2	Sanitation	14,001	161.99	87,518
3	Drinking Water Supply Schemes (DWSS)	5,312	159.07	42,802
4	Low Cost Village Improvement Schemes (LCVI)	58	54.01	4,913
5	Communication	302	126.94	16,745
6	Irrigation	332	127.24	7,052
7	IAUP	1	2.00	75
8	Water Filter Plants by GoS	40	23.58	28,570
9	Schools Renovation/Construction	23	20	3,931

\* CPI figures include all core, relief and recovery projects

**Micro Health Insurance (MHI)**

Sr.#	Key Performance Indicator	Achievement as of June-2011	Achievement as of Sept-2011	% increase during Qtr
1	No. of Community Members provided Micro Health Insurance Cover	173,760	176,412	2%
2	No. of Community Members Treated through MHI	2,839	3,235	14%
	Men	1,234	1,361	10%
	Women	1,605	1,874	17%
3	Amount of claims availed by Community	46,095,554	47,260,791	3%

**Human Resource Development (HRD)**

Sr.#	Key Performance Indicator	Achievement as of June-2011	Achievement as of Sept-2011	% increase during Qtr
1	No. of Community Members provided scholarship of Vocational Skill Training	21,375	23,617	10%
2	No. of Community Members trained in Community Management Skill Training	117,782	139,070	18%
3	No. of SRSO Staff Trained in different programme/project training	4,106	4,859	18%

Sindh Rural Support Organization (RSO) Flood Relief Operation, as of June 2011

Districts	Dry Food	NFI	Shelter	WASH	Agriculture Support (Seeds+DAP +Fertiliser etc)	Other (clothes, Shoes, Torch, Sweaters, Shawls, Buckets, Blankets, on Eid, food supp: milk & FI&NFIs)	Cooked Food	Medical Treatment	Livestock care	Total
				(Households)		(Individual)				
Kadhkot-Kashmore	167,444	3,000	4,889	54,046	9,158	7,444	150,524	12,477	18,660	427,642
Shikarpur	49,523	2,000	2,260	32,261	8,640	7,768	236,280	6,409	42,177	387,318
Sukkur	6,220	1,500		24,834	3,000	7,400	616,820	56,858	40,484	757,116
Khairpur	18,872	1,507		27,270	2,000	3,611	265,602	92,700	18,035	429,597
Ghotki	22,483		1,452	4,557		500	21,206	33,484	30,095	113,777
<b>Larkana</b>	56,093	500	1,500	3,719	5,795	309		30,762	5,764	104,442
Naushahro Feroze	-						8,614	-	19,809	28,423
Qambar-Shahdadkot	115,111	3,800	6,243	57,247	8,053			10,080	8,524	209,058
Jacobabad	122,851		7,359	34,275	11,476	896	161,703	38,661	9,248	386,469
<b>Total</b>	<b>558,597</b>	<b>12,307</b>	<b>23,703</b>	<b>238,209</b>	<b>48,122</b>	<b>27,928</b>	<b>1,460,749</b>	<b>281,431</b>	<b>192,796</b>	<b>2,843,842</b>

## SRSO Highlights of the Two Quarter (April-Sept 2011)

- A GoS delegation comprising of Dr. Qaiser Bengali, advisor of Chief Minister of Sindh, Dr Shereen Narejo, PC-SGRRP / UCBPRP, along with Dr Sono Khangharani CEO SRSO, Dr Ghulam Rasool team leader UCBPRP & Sikandar Sanam Phul Team leader Village Rehabilitation visited district Kashmore@Kandhkot to monitor the work of rehabilitation project.
- Abdul Ghaffar from Planning & Development Department, Govt. of Sindh Visited district Jacobabad to monitor condition and impact of the Water Filter Plants installed during emergency phase.
- Syed Abid Ali Shah, Secretary Ushar Zakkat, Miss. Rehana Memon Special Secretary to CM, Retired Justice Zahid Alvi Chairman Ushar Zakkat along with the media team visited Village Abdul Qadir Chachar and Village Qiyas Bhayo at District Kashmore@Kandhkot to monitor the physical progress, and to meet the beneficiaries of village rehabilitation project.
- RSPN Monitoring Team, Nageen (PMO), Zahida (PMO), Anum Anees (PMO), Ahmed (PMO), Abid (Engineer), and Ali (PMO) visited SRSO to monitor the activities of Bahal project in five districts of Sindh i-e Shikarpur, Jacobabad, Kashmore@Kandhkot, Shahdadkot, and Jamshoro.
- SRSO 3<sup>rd</sup> annual program review workshop was organized on 13<sup>th</sup> and 14<sup>th</sup> June 2011 at hotel Inter Pak Inn. The event was hosted by the Monitoring, Evaluation and Research Unit of Sindh Rural Support Organization (SRSO) and was actively participated by field teams. The objective was to review yearly performance and to share lesson learnt and field experiences particularly during flood emergency. The workshop ended with extensive group works and presentations for formulating next year's strategic and operational plan.
- On 15<sup>th</sup> June 2011, five community artisans of SRSO Participated in provincial conference for home based workers, organized by Homenet Pakistan at Hyderabad press club where more than 300 women Home Based Workers participated across the country. The objective was to explore opportunities for skill development of home base workers.
- Sindh Rural Support Organization and Pakistan Poverty Alleviation fund (PPAF) organized interactive Theaters at Ghotki, Khangarh, and Daharki, in which 1,580 community members participated from 35 villages. The objective was to create awareness on social indicators of Social Mobilization Project; funded by PPAF, which included girls' education, CNICs, death and Birth registration, awareness about *Nikah Nama* etc. Many NGOs, district line departments and stakeholders from different walks of life participated. Due to low literacy rate, women and children were specially focused to convey the message.
- With collaboration of Food & Agriculture Organization, SRSO provided the support of agri inputs on 1 acre which included 25kgs rice seed, 100kg Urea, 50kg DAP and vegetable seeds to 42,430 BHHs in 05 districts i-e Qambar @ Shahdadkot, Kandhkot @ Kashmore, Jacobabad, Shikarpur & Dadu. The project is funded by UK.SIDA & Canadian Government.
- **Following Projects were completed successfully during Jul-Sep 2011**
  1. WFP Food for Work (WFP FFW)
  2. Sindh Agriculture Recovery Project
  3. Emergency Relief & Early Recovery for flood Affects' Across the Pakistan (BAHAAL)
  4. Save the Floods & Disaster Victims Organizations (Bakhtawar)
  5. International Organization for Migration (IOM)
  6. SEHAT Project
  7. Yusra (House Construction)
- Pakistan Poverty Alleviation Fund (PPAF) provided SRSO with **Rs 34,749,000** to revive businesses of flood victims. The contract was signed in January 2011 and the project duration is scheduled to be one year, ending in December 2011. The project areas are the districts of Qambar-Shadadkot, Jacobabad and Shikarpur, and the number of beneficiaries who will benefit directly from the project is targeted to be 2,774.



Qaiser Bengali, advisor CM Sindh, visiting village Qiyas Bhayo-Kandhkot



Abdul Ghaffar from P&D dept: visiting GoS funded Water Filtration Plant at Jacobabad.



RSPN Monitoring Team Visiting BAHAL Project



Interactive theater, SM Project Ghotki



SRSO artisan Shahida receiving shield at provincial Conference of home based workers at Hyderabad



Farmers sowing rice crop after receiving agri support of FAO-Rice Project



Field teams participating in SRSO Annual Programme Review 2011



COO Hashim Laghari presenting his views in SRSO Annual Programme Review 2011