



Quarterly Newsletter Issue 11 (as of April-Sept: 2012)

Newsletter

The Quarterly Newsletter for SRSO Outreach & Interventions



Inside...

SRSO operational Area	02
Cumulative summary of SRSO achievements as of September - 2012	03
Detail of SRSO achievements as of September- 2012	04-10
Highlights of Two Quarter and Visitors Gallery	11

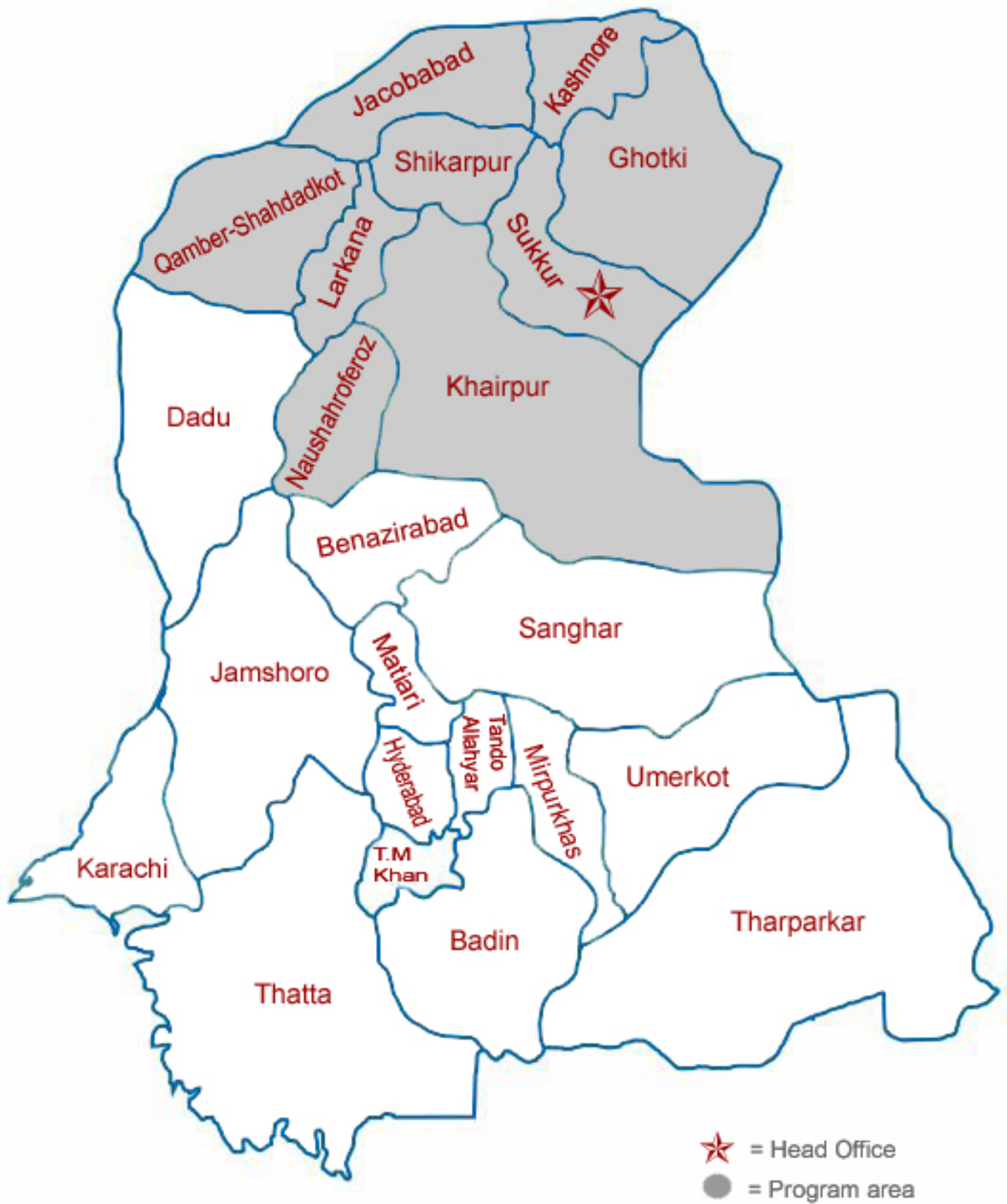
Monitoring, Evaluation & Research Unit (MER-U)

A-42, Sindhi Muslim Society, Airport Road, Sukkur.

Ph # 071-5633516, 5631625, Fax # 071-5631791

Web: www.srso.org.pk Feedback: info@srso.org.pk

Sindh Rural Support Organization (SRSO) Operational Area

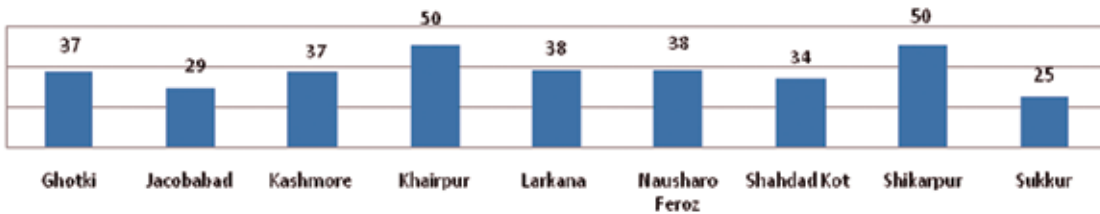


SRSO Cumulative Achievement as of September 2012

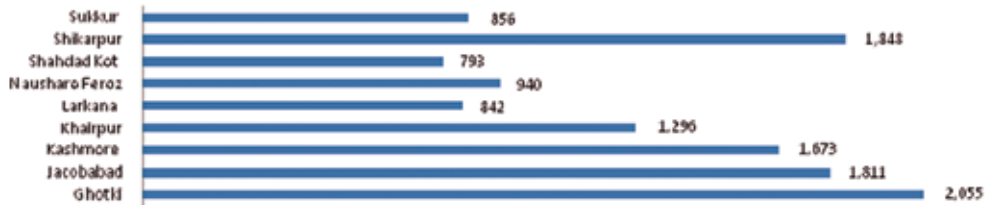
S.#	Key Performance Indicators		Achievement as of June-2012	Achievement as of Sept-2012	% increase during Qtr
1	No. of Operational Districts		9	9	
2	No. of Union Councils with SRSO presence		338	338	0%
3	No. of Taluka with SRSO presence		44	44	0%
4	No. of villages with SRSO presence		12,114	12,114	0%
5	No. of Household Organized		572,458	582,453	2%
6	VO Formation		6,912	7,001	1%
7	LSO Formation		78	84	8%
8	CO- Formation	Women	32,037	33,100	3%
		Men	2,330	2330	0%
		Mix	40	40	0%
		Total	34,407	35,470	3%
9	CO-Membership	Women	528,759	538,754	2%
		Men	38,108	38,108	0%
		Total	566,867	576,862	2%
10	Community Saving	Women	96,290,879	105,828,026	10%
		Men	6,803,469	6,803,469	0%
		Total	103,094,348	112,677,925	9%
11	Income Generating Grant (IGG) Amount Disbursed in million		82.93	82.93	0%
12	No. of IGG Beneficiaries		7,608	7,608	0%
13	Community Investment Fund (CIF) amount disbursed in Millions		935.38	938.42	0.3%
14	No. of CIF Beneficiaries		93,860	94,183	0.3%
15	Total amount of Microcredit disbursed (in Millions)		2,828.19	2,864.71	1%
16	No. of Beneficiaries of Micro Credit Programme		188,837	191,235	1%
17	No of Community members trained in vocational skill Training		37,593	38,478	2%
18	No of Community members trained		200,773	205,491	2%
19	Community Members trained as TBAs		4,734	4,765	1%
20	Micro Health Insurance (Clients)		216,186	216,226	0.02%
21	Community Members Insured in Micro Health Insurance (Head Count)		614,246	614,276	0.005%
22	No. of Community Physical Infrastructure (CPIs)		39,547	39,547	0%
23	Total amount of CPIs in Millions		2,559	2,559	0%
24	Total Beneficiary Households		226,202	226,202	0%

* The outreach Progress include all core, projects and microcredit programme

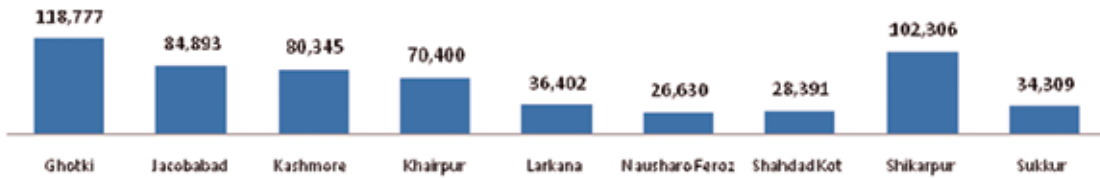
**District wise Union Council Coverage
as of September 2012**



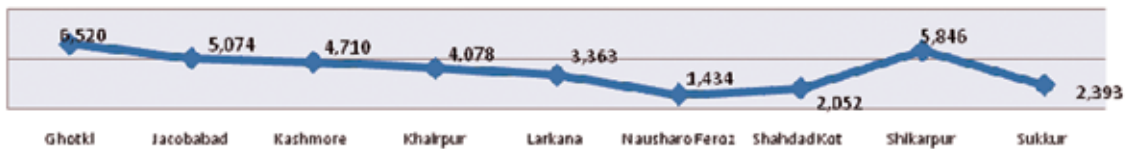
**District wise Village Coverage
as of September 2012**



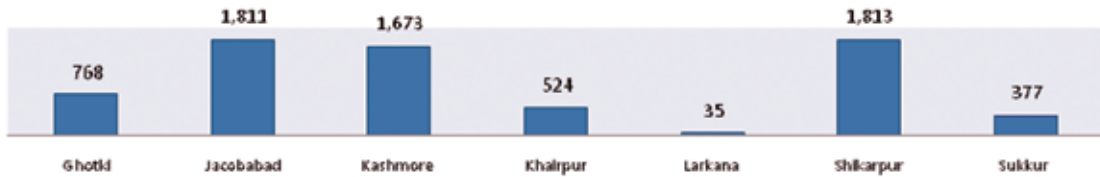
**District wise Household Coverage
as of September 2012**



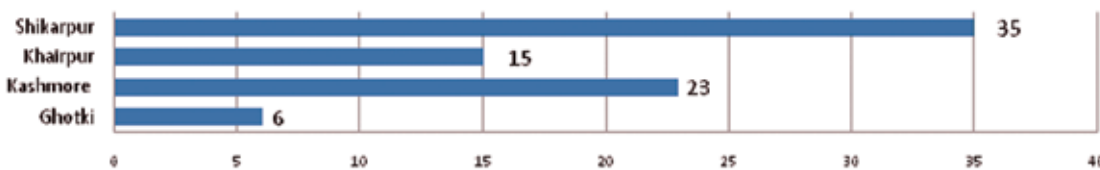
**District wise break up of Community Organizations (COs) Formation
as of September 2012**



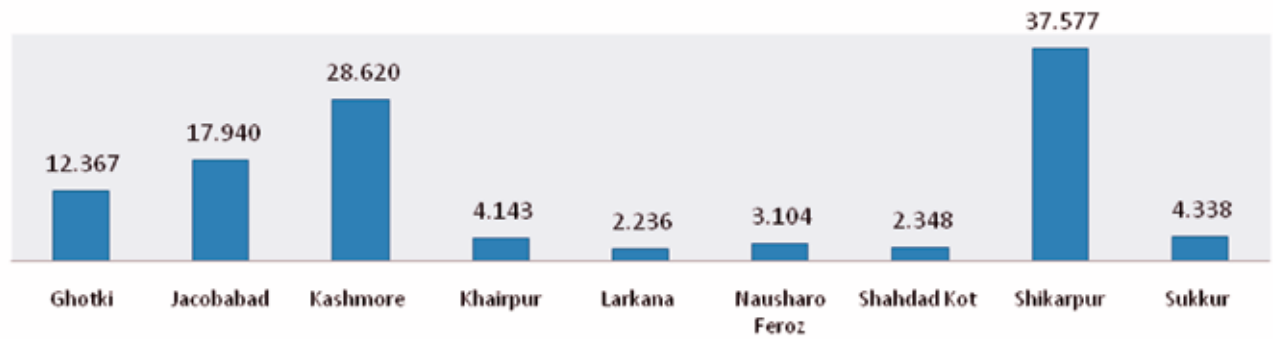
**District wise break up of Village Organizations VO's formation
as of September 2012**



**District wise break up of LSOs
as of September 2012**

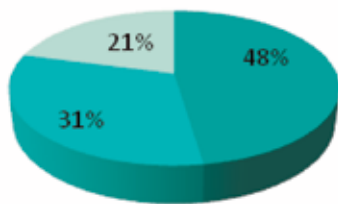


District wise break up of Community Saving as of September 2012

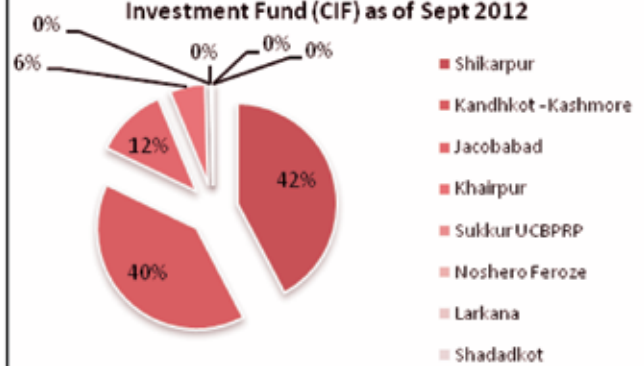


District wise break up of Income Generating Grants (IGG) as of Sept 2012

■ Shikarpur ■ Kandhkot -Kashmore ■ Jacobabad

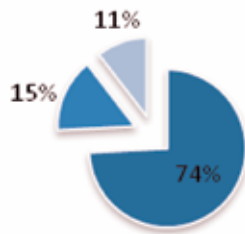


District wise break up of Community Investment Fund (CIF) as of Sept 2012

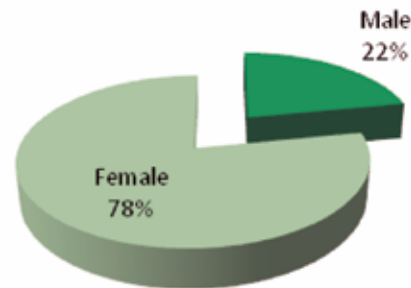


Sector wise Microcredit Disbursement as of Sept 2012

■ Agriculture ■ Livestock ■ Enterprise



Gender wise Microcredit Disbursement as of Sept 2012

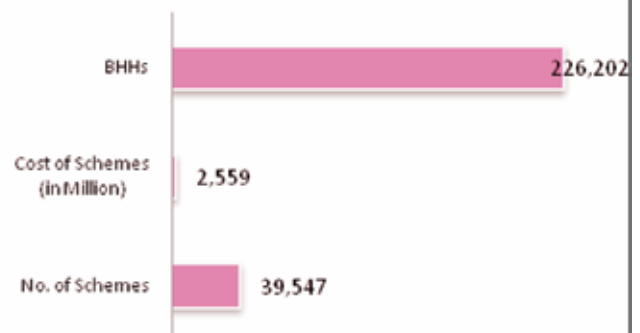


Summary of staff and Community Members Trained as of Sept 2012

■ No. of Community Members provided scholarship of Vocational Skill Training
 ■ No. of Community Member trained in Community Management Skill Training
 ■ No. of SRSO Staff Trained in different programme/project training



Summary of CPI as of September 2012



Union Council Coverage

Sr.#	Districts	Total No. of UCs in the District	# of SRSO intervened UCs as of June, 2012	# of SRSO intervened UCs as of Sept, 2012	% increase during Qtr	% of total UC coverage as of Sept, 2012
1	Ghotki	40	37	37	0%	93%
2	Jacobabad	40	29	29	0%	73%
3	Kashmore	37	37	37	0%	100%
4	Khairpur	76	50	50	0%	66%
5	Larkana	44	38	38	0%	86%
6	Naushahro Feroz	51	38	38	0%	75%
7	Shahdad Kot	40	34	34	0%	85%
8	Shikarpur	50	50	50	0%	100%
9	Sukkur	46	25	25	0%	54%
TOTAL		424	338	338	0%	80%

Village Coverage

Sr.#	Districts	Total No. Of villages in SRSO UCs	Total No. Of SRSO Intervened Villages as of June, 2012	# of SRSO intervened village as of Sept, 2012	% increase during Qtr	% of Village coverage
1	Ghotki	2,464	2,055	2,055	0%	83%
2	Jacobabad	3,110	1,811	1,811	0%	58%
3	Kashmore	1,786	1,673	1,673	0%	94%
4	Khairpur	3,254	1,296	1,296	0%	40%
5	Larkana	1,590	842	842	0%	53%
6	Naushahro Feroz	2,192	940	940	0%	43%
7	Shahdad Kot	1,561	793	793	0%	51%
8	Shikarpur	2,414	1,848	1,848	0%	77%
9	Sukkur	1,664	856	856	0%	51%
TOTAL		20,035	12,114	12,114	0%	60%

Household Coverage

Sr.#	Districts	Total No. of HHs in SRSO Districts	Total No. Of Organized HHs as of June 2012	# of HHs Organized as of Sept, 2012	% increase during Qtr	% of Household coverage
1	Ghotki	159,314	111,493	118,577	7%	75%
2	Jacobabad	191,633	84,893	84,893	0%	44%
3	Kashmore	170,421	80,345	80,345	0%	47%
4	Khairpur	305,137	69,786	70,400	1%	23%
5	Larkana	217,208	35,307	36,402	3%	17%
6	Naushahro Feroz	219,772	26,630	26,630	0%	12%
7	Shahdad Kot	211,612	27,726	28,291	2%	13%
8	Shikarpur	210,530	102,306	102,306	0%	49%
9	Sukkur	183,500	33,972	34,309	1%	19%
TOTAL		1,869,127 *	572,458	582,453	2%	31%

* Data source BISP Survey

Community Institutions at Grassroots Level				
Sr.#	Districts	Total Number of Community Organizations (Male + Female Mix) as of June 12	Total Number of Community Organizations (Male + Female Mix) as of Sept 12	% increase during Qtr
1	Ghotki	6,096	6,520	7%
2	Jacobabad	5,074	5,074	0%
3	Kashmore	4,710	4,710	0%
4	Khairpur	3,923	4,078	4%
5	Larkana	3,105	3,363	8%
6	Naushahro Feroz	1,434	1,434	0%
7	Shahdad Kot	1,889	2,052	9%
8	Shikarpur	5,846	5,846	0%
9	Sukkur	2,330	2,330	3%
TOTAL		34,407	35,470	3%

Community Institutions at Village and Union Council Level							
Sr.#	Districts	Total No. of Village Organizations formed as of June,2012	Total No. of Village Organizations formed as of Sept,2012	% increase during Qtr	Total No. of LSOs Formed as of June,2012	Total No. of LSOs Formed as of Sept,2012	% increase during Qtr
1	Ghotki	715	768	7%	6	6	0%
2	Jacobabad	1,811	1,811	0%	3	5	67%
3	Kashmore	1,673	1,673	0%	23	23	0%
4	Khairpur	517	524	1%	11	15	36%
5	Larkana	35	35	0%	-	-	-
6	Naushahro Feroz	-	-	-	-	-	-
7	Shahdad Kot	-	-	-	-	-	-
8	Shikarpur	1,813	1,813	0%	35	35	0%
9	Sukkur	348	377	8%			0%
TOTAL		6,912	7,001	1%	78	84	8%

Community Saving				
Sr.#	Districts	Community saving as of June 2012	Community Saving as of Sept 2012	% increase during Qtr
1	Ghotki	11,533,562	12,367,354	7%
2	Jacobabad	16,811,919	17,940,829	7%
3	Kashmore	24,147,170	28,620,970	19%
4	Khairpur	3,663,262	4,143,237	13%
5	Larkana	2,233,899	2,236,799	0.1%
6	Naushahro Feroz	3,104,326	3,104,326	0%
7	Shahdad Kot	2,346,175	2,348,275	0.1%
8	Shikarpur	35,185,205	37,577,505	7%
9	Sukkur	4,068,830	4,338,630	7%
TOTAL		103,094,348	112,677,925	9%

Income Generating Grants (IGG)

Sr.#	Districts	Amount disbursed as of June 2012	Amount disbursed as of Sept 2012	% increase during Qtr
1	Shikarpur	39,501,538	39,501,538	0%
	Women Beneficiaries	3,717	3,717	0%
2	Kandhkot - Kashmore	26,126,062	26,126,062	0%
	Women Beneficiaries	2,543	2,543	0%
3	Jacobabad	17,307,500	17,307,500	0%
	Women Beneficiaries	1,348	1,348	0%
4	Total IGG Disbursed (In Rs.)	82,935,100	82,935,100	0%
	Women Beneficiaries	7,608	7,608	0%

Community Investment Fund (CIF)

Sr.#	Districts	Amount disbursed as of June, 2012	Amount disbursed as of Sept 2012	% increase during Qtr
1	Shikarpur	396,506,375	396,506,375	0%
	Women Beneficiaries	40,239	40,239	0%
2	Kandhkot - Kashmore	374,065,884	374,065,884	0%
	Women Beneficiaries	35,863	35,863	0%
3	Jacobabad	108,769,000	108,994,000	0.2%
	Women Beneficiaries	11,410	11,427	0.1%
4	Khairpur	53,425,000	54,260,000	2%
	Women Beneficiaries	5,824	5,894	1%
5	Sukkur UCBPRP	4,38,000	4,38,000	0%
	Women Beneficiaries	88	88	0%
6	Noshero Feroze	18,50,000	18,50,000	0%
	Women Beneficiaries	1,978,000	1,978,000	0%
7	Larkana	236	236	0%
	Women Beneficiaries	370	370	0%
8	Shahdadkot	330,000	330,000	0%
	Women Beneficiaries	66	66	0%
9	Total CIF Disbursed (In Rs.)	935,384,259	938,422,259	0.3%
	Women Beneficiaries	93,860	94,183	0.3%

Rural Credit & Enterprise Development (RCED)				
Sr.#	Districts	Amount disbursed as of June, 2012	Amount disbursed as of Sept, 2012	% increase during Qtr
1	Total Amount of Micro Credit Disbursement	2,828.19	2,864.718	1%
	Men	593.434	593.434	0%
	Women	2,234.76	2,271.28	2%
2	No. of Loans	188,837	191,235	1%
	Male	41,974	41,974	0%
	Female	146,863	149,261	2%
3	Sectoral Disbursement	2828.19	2,864.718	1%
	Agriculture	2,119.045	2,125.136	0.3%
	Livestock	438.556	438.556	0%
	Enterprise	270.599	301.026	11%

Achievement as of Sept 2012				
Sr.#	Community Physical Infrastructure (CPIs)	No. of Schemes	Cost of Schemes (in Millions)	BHHs
	Total Number of CPI Schemes	39,547	2,559	226,202
1	Housing	13,252	1328.48	13,252
2	Sanitation	15,950	195.90	86,875
3	Street Pavement & Sanitation	39	203.35	8,297
4	Drinking Water Supply Schemes (DWSS)	9,514	341.38	47,004
5	Low Cost Village Improvement Schemes (LCVI)	72	127.09	7,248
6	Communication	306	170.09	22,588
7	Irrigation	347	144.52	8,317
8	IAUP	1	2.09	75
9	Water Filter Plants by GoS	40	23.58	28,570
10	Street Lighting on solar system	1	0.64	75
11	Schools Renovation/Construction	25	21.72	3,901

* CPI figures include all core, relief and recovery projects

Micro Health Insurance (MHI)

Sr.#	Key Performance Indicator	Achievement as of June-2012	Achievement as of Sept-2012	% increase during Qtr
1	No. of Community Members provided Micro Health Insurance Cover	216,186	216,226	0.02%
2	No. of Community Members Treated through MHI	6,360	6,608	4%
	Men	2,497	2,550	2%
	Women	3,863	4,058	5%
3	Amount of claims availed by Community	83,734,101	85,488,658	2%

Human Resource Development (HRD)

Sr.#	Key Performance Indicator	Achievement as of June-2012	Achievement as of Sept-2012	% increase during Qtr
1	No. of Community Members provided scholarship for Vocational Skill Training	37,593	38,478	2%
2	No. of Community Members trained in Community Management Skill Training	163,180	167,013	2%
3	No. of SRSO Staff Trained in different programme/project training	5,518	5,614	2%

SRSO Highlights of the Two Quarter (April-Sept: 2012)

- SRSO in collaboration with youth Development department organized one day workshop highlighting the Role of Youth in Poverty Reduction through Social Mobilization at district Sukkur and Khairpur. Director Youth Affairs Khursheed Ali Shaikh and SRSO-Chief Operating Officer Muhammad Hashim Leghari and community members participated with speeches.
- Team Leader UCBPRP Dr. Ghulam Rasool Samejo and district manager Jacobabad Abdul Samad Phulpoto attended CM cabinet meeting at shikarpur in which CM-Sindh Syed Qaim Ali Shah acknowledged the development activities carried out by SRSO with financial assistance of GoS.
- SRSO-District Ghotki staff celebrated World Water Day, under the Project up-scaling Rural Sanitation funded by Plan International. The Community members and SRSO staff participated in the event with the zeal and zest.
- Chief Operating Officer-SRSO Muhammad Hashim Leghari at district Ghotki inaugurated distribution Ceremony of water colors at Girls Primary School Bago Daho With the financial support of SRSO.
- Enterprises Development Sector organized Product Development Workshop at village Roshanabad district Sukkur and village Moorai district Shikarpur.
- CM Sindh Syed Qaim Ali Shah attended the Programme organized by UCBPRP, during the month of Ramzan, wherein, he handed over the documents of land among poor landless Harees and distributed calves to LSO beneficiaries.
- Gender Responsive Governance training was organized by the Gender and Advocacy Development Section. CEO SRSO Dr. Sono Khangharani concluded the training and distributed the certificates to the participants.
- To celebrate international Peace Day, SRSO Gender Advocacy and Development Department organized seminar in LSO Sagyoon and Shadi Shaheed (Khairpur) in which community members along with people from different walks of life participated and spread message of peace through their speeches.

Visitors Gallery



- Mr. Shehryar Fazli Regional Editor and Senior Analyst from South Asia visited at Village Tillo Pahore, UC Thiaro on July 18th 2012. He visited Village Rehabilitation households and met with the beneficiaries.



- Dr. Sheeren Narejo (Director-SRSO) visited Village Rehabilitation Project at district Jacobabad, where she visited houses and met with community women.



- On dated 20th November 2012 CEO Brooke Mr. Farooque Ahmed along with five Brooke Officials and SRSO Management visited kandhkot, Shikarpur, Jacobabad and Sukkur to monitor activities of Equine Welfare Project. They observed dialogues with the community on the animal health and its welfare and conducted meeting with CEO-SRSO Dr. Sono Khangharani at Head Office Sukkur.



- Pakistan Poverty Alleviation Fund (PPAF) Delegation visited district Ghotkiin PPAF funded Projects and being excited they meet with the community and also visited District Shikarpur to meet the LSOs.



- Mr. Arif Hassan visiting VTC Center at Union Council Based Poverty Reduction Programme Khairpur where he meets with the female artisan.



- July-2012, SRSO BoD members participated in the first "LSO (Local Support Organization) Experience Sharing Workshop" at village Dahar UC Sehwan. District Shikarpur 35 LSO's participated where they share the initiatives, challenges, experiences and their way forward.

SNAPSHOT



Brook CEO-Farooq Ahmed Malik Visiting at District Sukkur.



PPAF Delegation and SRSO Management conducting Meeting at SRSO-Head Office Sukkur



Dr. Shireen Narejo PC-SGRRP-GoS visiting at VO Daman Ali Shah District Jacobabad.



Gender Governance Training by N-IRM-Trainer at SRSO-HRD Training Hall Sukkur



CEO-SRSO Dr. Sono Khanagarani delivering Session during Orientation Training Workshop at SRSO-HRD Sukkur



Mr. Arif Hasan and Dr. Sono Khanagarani CEO-SRSO visiting V TC Center at District Khairpur.



Mr. Hasnain Kazmi (DNM-Plan) Chaired the IPs meeting at Plan International Sukkur Office.



Organizational Assessment Meeting by Shore Bank officials SRSO- Head Office Sukkur.